

QT-Brightek Lamp Series

3mm Flat Top Cylindrical Lamp

Part No.: QBL7IW100CL-XX

XX (Color Code) = WW/NW/CW

L: Low Profile (Lens Height: 3.85mm)



Table of Contents:

Introduction 3
Electrical / Optical Characteristic (Ta=25 °C) 4
Absolute Maximum Rating 4
CIE Chromaticity Diagram..... 5
Characteristic Curves..... 8
Ordering Information 9
Revision History 10
Disclaimer 10

Introduction

Feature:

- Clear lens
- Packed in bulk
- 3mm flap top cylindrical lamp
- InGaN technology
- Viewing angle: 100° typ.

Description:

These bright 3mm round type lamps are suitable for all indicator applications such as electronic signs and electronic board indicator.

Application:

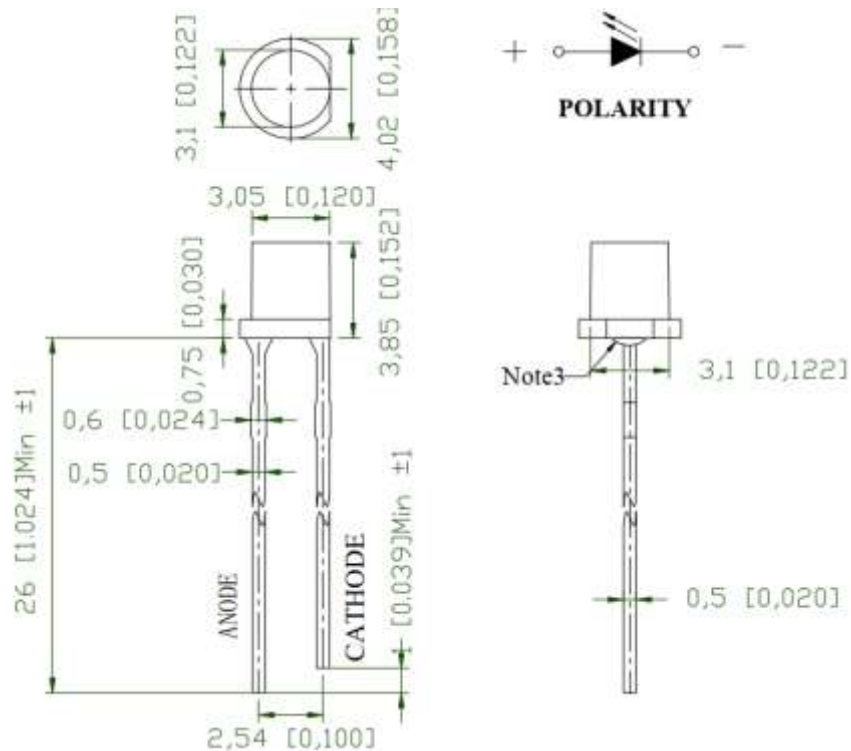
- General purpose indicator application
- Electronic signs and electronics board
- Indicator

Certification & Compliance:

- TS16949
- ISO9001
- RoHS Compliant



Dimension:



Units: mm / general tolerance = +/-0.25mm unless otherwise specified

Electrical / Optical Characteristic (Ta=25 °C)

Product	Color	I _F (mA)	V _F (V)		Chromaticity Coordinate			I _V (mcd)	
			Typ.	Max.	Min.	Typ.	Max.	Min.	Typ.
QBFL7IW100CL-WW	Warm White	20	3.1	3.6	-	X=0.43 Y=0.395	-	780	1300
QBFL7IW100CL-NW	Natural White	20	3.1	3.6	-	X=0.335 Y=0.325	-	780	1300
QBFL7IW100CL-CW	Cool White	20	3.1	3.6	-	X=0.28 Y=0.28	-	780	1300

Absolute Maximum Rating

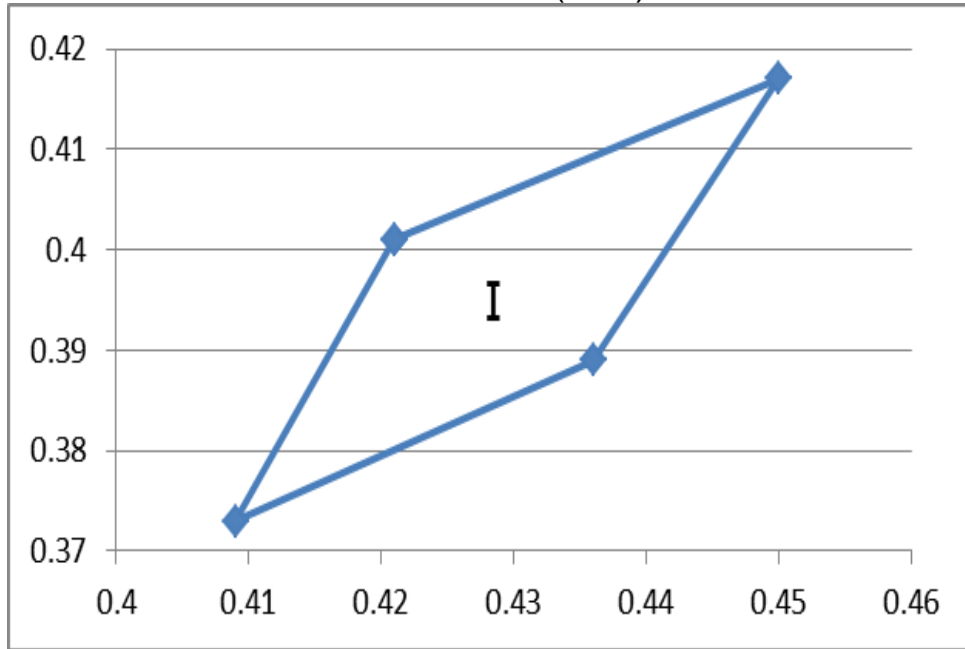
Material	P _d (mW)	I _F (mA)	I _{FP} (mA)*	V _R (V)	T _{OP} (°C)	T _{ST} (°C)	T _{SOL} (°C)**
InGaN	95	25	100	5	-40 to +85	-40 to +100	260

*Pulse width 0.1msec, duty 1/10

**Wave Soldering for no more than 3 sec @ 260 °C

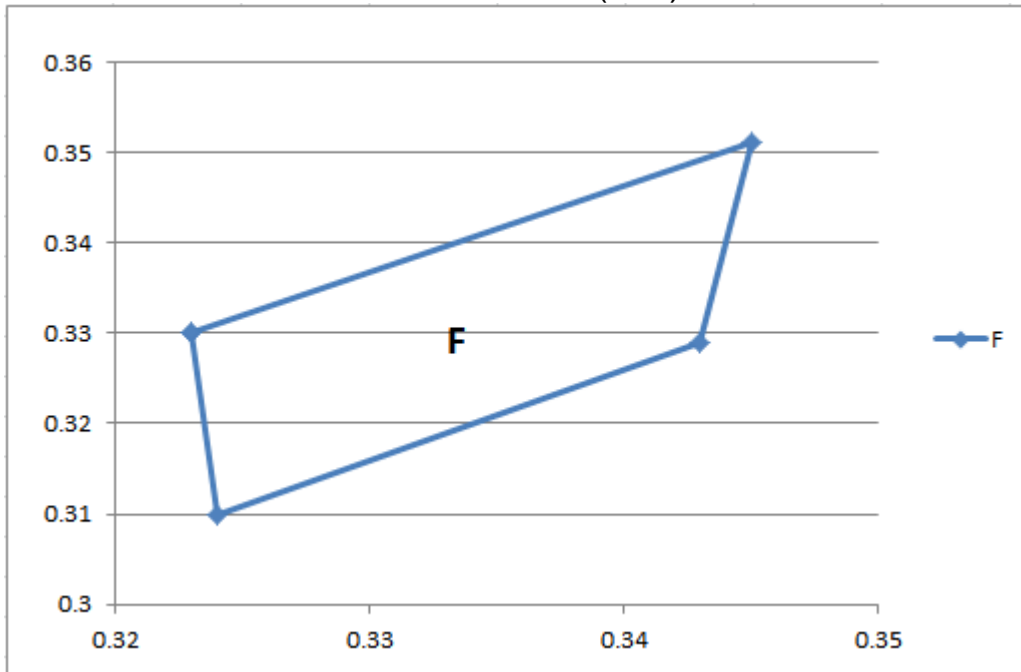
CIE Chromaticity Diagram

Warm White (WW)



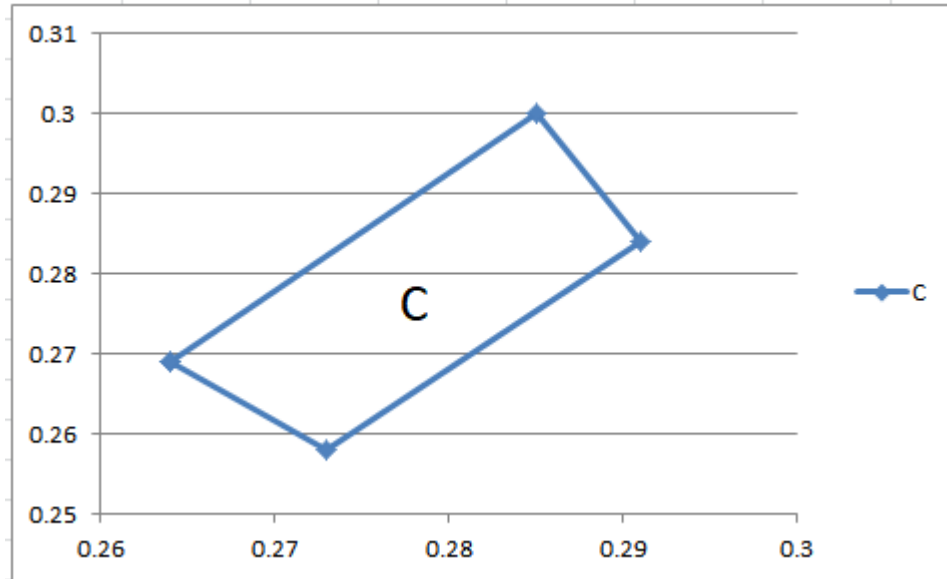
I	
X	Y
0.421	0.401
0.45	0.417
0.436	0.389
0.409	0.373
0.421	0.401

Natural White (NW)



F	
X	Y
0.323	0.33
0.345	0.351
0.343	0.329
0.324	0.31
0.323	0.33

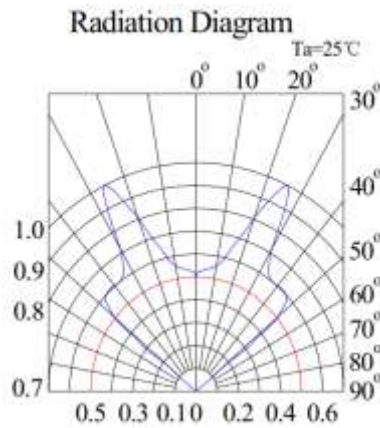
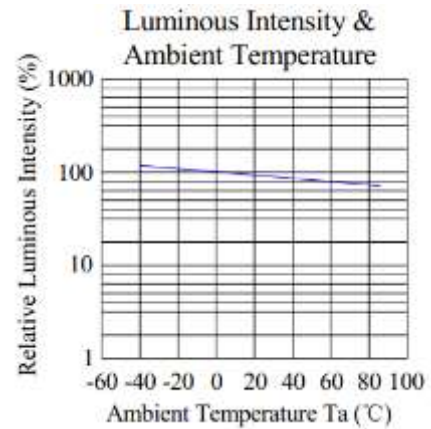
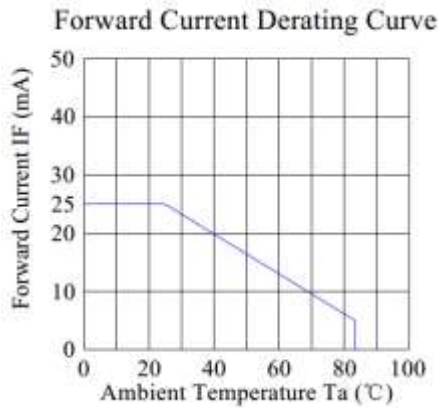
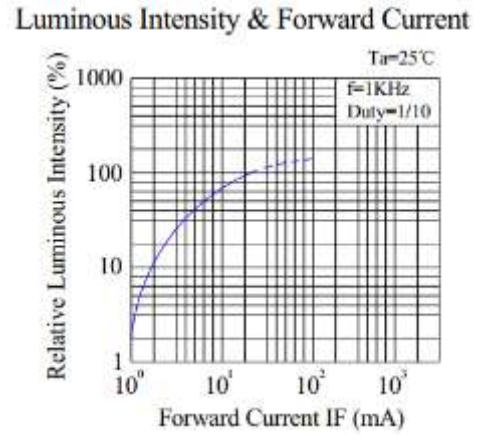
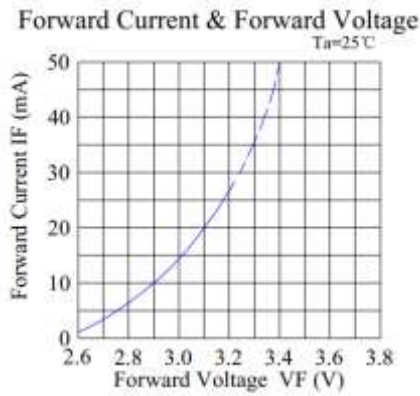
Cool White (CW)



C	
X	Y
0.264	0.269
0.273	0.258
0.291	0.284
0.285	0.3
0.264	0.269

Tolerance of measurement of color coordinates: ± 0.01

Characteristic Curves





Ordering Information

Part #	Orderable Part #	Spec Range	Quantity per bag
QBFL7IW100CL-WW	QBFL7IW100CL-WW	Iv=1300mcd typ. @ 20mA, CCT Coordinate : (0.43, 0.395) typ.	500pcs
QBFL7IW100CL-NW	QBFL7IW100CL-NW	Iv=1300mcd typ. @ 20mA, CCT Coordinate : (0.335, 0.325) typ.	500pcs
QBFL7IW100CL-CW	QBFL7IW100CL-CW	Iv=1300mcd typ. @ 20mA, CCT Coordinate : (0.28, 0.28) typ.	500pcs

Revision History

Description:	Revision #	Revision Date
New Release of QBFL7IW100CL-XX	V1.0	10/05/2018

Disclaimer

QT-BRIGHTTEK reserves the right to make changes without further notice to any products herein to improve reliability, function or design. QT-BRIGHTTEK does not assume any liability arising out of the application or use of any product or circuit described herein; neither does it convey any license under its patent rights, nor the rights of others.

Life Support Policy

QT-BRIGHTTEK's products are not authorized for use as critical components in life support devices or systems without the express written approval of QT-BRIGHTTEK. As used herein:

1. Life support devices or systems are devices or systems which, (a) are intended for surgical implant into the body, or (b) support or sustain life, and (c) whose failure to perform when properly used in accordance with instructions for use provided in the labeling, can be reasonably expected to result in a significant injury of the user.
2. A critical component in any component of a life support device or system whose failure to perform can be reasonably expected to cause the failure of the life support device or system, or to affect its safety or effectiveness.