

QT-Brightek Chip LED Series

0603 IR LED

Part No.: QBLP601-IR2

IR2: 880nm

Table of Contents:

Introduction	3
Electrical / Optical Characteristic (Ta=25 °C)	4
Absolute Maximum Rating	4
Characteristic Curves (IR).....	5
Solder Profile & Footprint.....	6
Packing	7
Labeling	8
Ordering Information	8
Revision History	9
Disclaimer	9

Product: QBL613-IR2	Date: September 29, 2022	Page 2 of 9
	Version# 1.1	

Introduction

Feature:

- Water clear lens
- Package in tape and reel
- 0603 LED package
- AlGaAs technology for IR
- Viewing Angle = 140 deg typ.

Description:

These ultra bright 0603 LEDs have a height profile of 0.60mm. With higher packing density and smaller footprint, these LEDs are ideal for smaller equipment and miniature application.

Application:

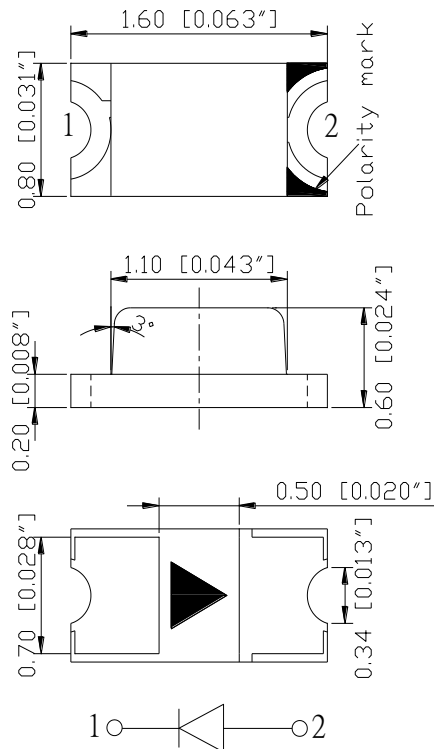
- Infrared Sensor
- Optoelectronic Switch
- Smoke detector
- Drive sensor

Certification & Compliance:

- ISO9001
- RoHS Compliant



Dimension:



Units: mm / tolerance = +/-0.1mm

Product: QBL613-IR2	Date: September 29, 2022	Page 3 of 9
	Version# 1.1	

Electrical / Optical Characteristic (Ta=25 °C)

Product	Color	I _F (mA)	V _F (V)		λ _P (nm)			I _e (mW/sr)	
			Typ.	Max.	Min.	Typ.	Max.	Min.	Typ.
QBLP601-IR2	Infrared	20	1.3	1.8	870	880	890	--	1.0

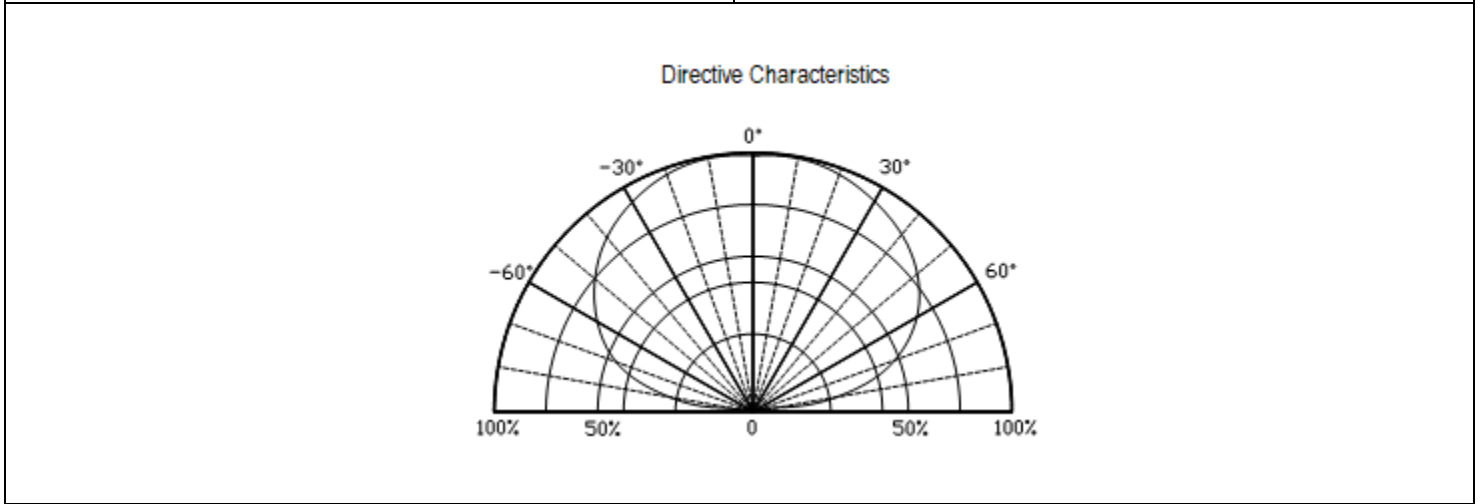
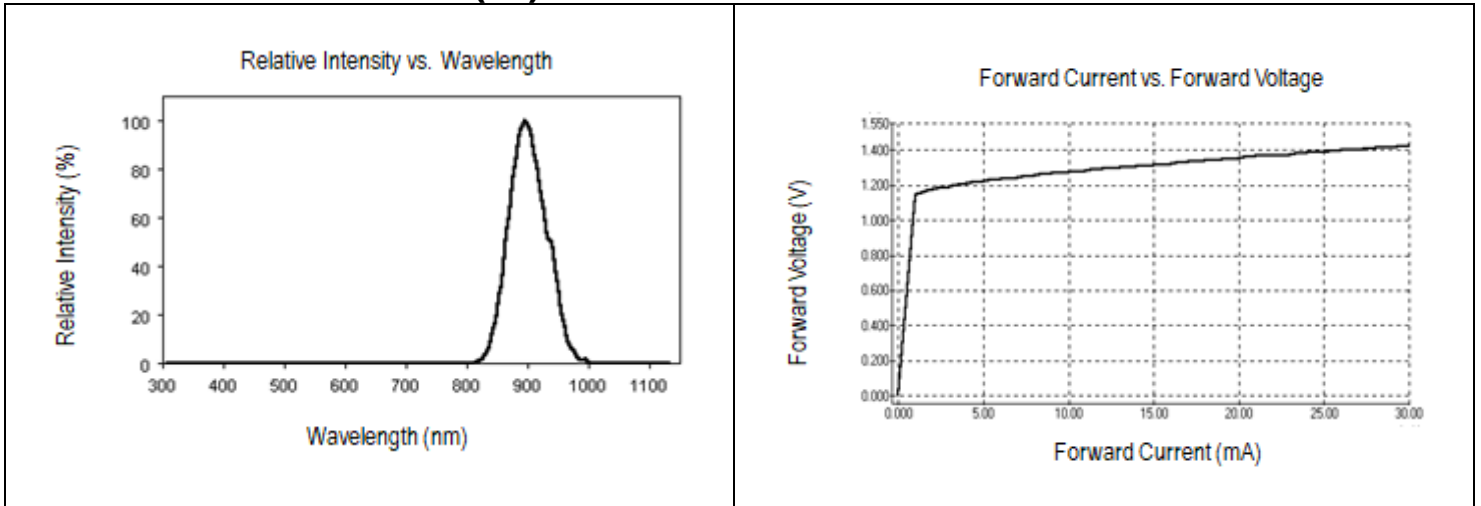
Absolute Maximum Rating

Material	P _d (mW)	I _F (mA)	I _{FP} (A)*	V _R (V)	T _{OP} (°C)	T _{ST} (°C)	T _{SOL} (°C)**
AlGaAs	85	50	1	5	-40 ~ +85	-40 ~ +100	260

*Duty cycle=1%, Pulse width 100us

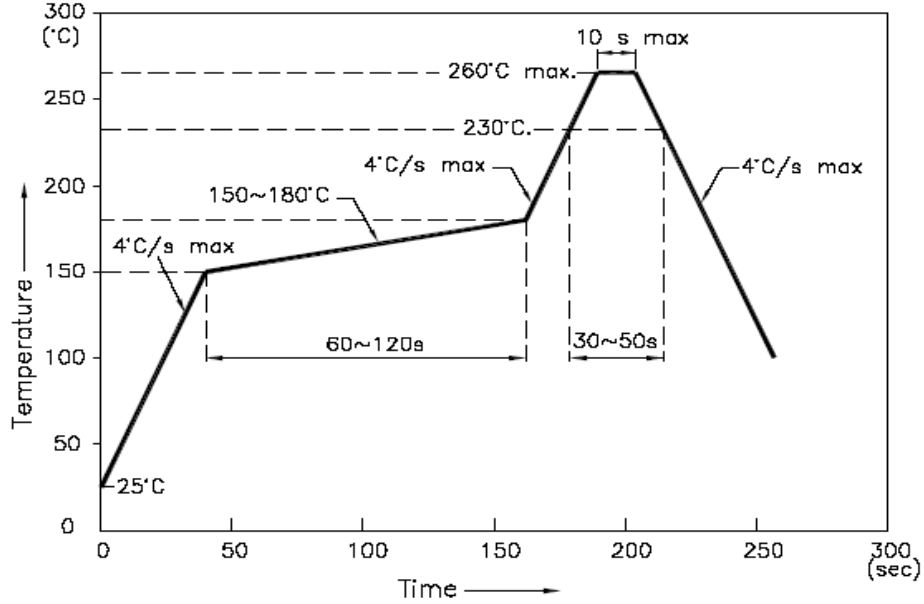
** IR Reflow for no more than 10 sec @ 260 °C

Characteristic Curves (IR)

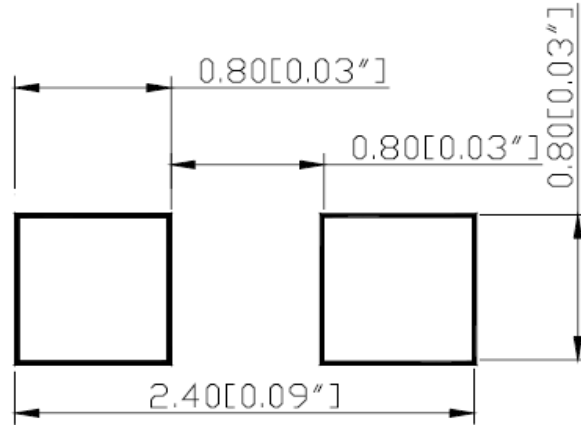


Solder Profile & Footprint

-The recommended reflow soldering profile is as follows (temperatures indicated are as measured on the surface of the LED resin):



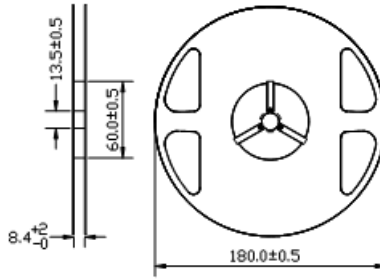
RECOMMEND PAD LAYOUT



Units: mm

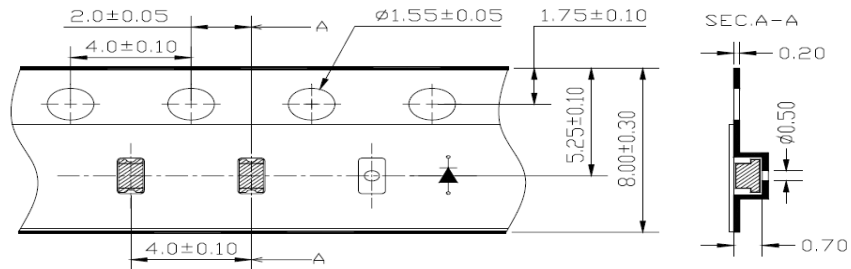
Packing

Reel Dimension:



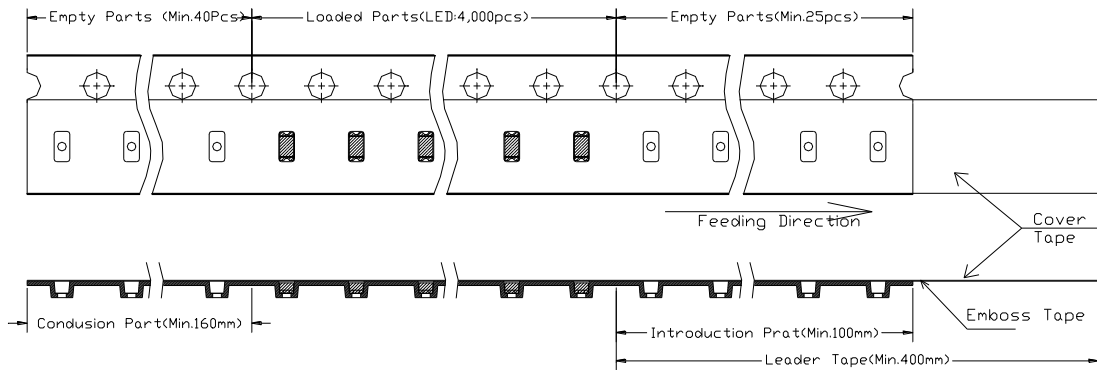
Unit: mm

Tape Dimension:

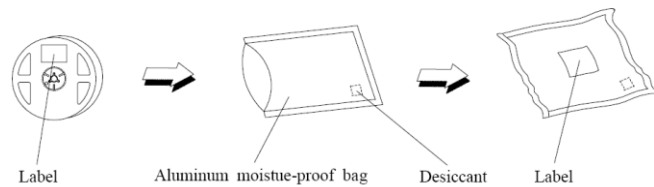


Unit: mm

Arrangement of Tape:



Packaging Specification:



Product: QBL613-IR2	Date: September 29, 2022	Page 7 of 9
	Version# 1.1	

Labeling

Part No: _____

Customer P/N: _____

Item: _____

Q'ty: _____

Vf: _____

Iv: _____

WI: _____

Date: _____

Made in China**Ordering Information**

Part #	Orderable Part #	Spec Range	Quantity per reel
QBLP601-IR2	QBLP601-IR2	I _e =1.0mW/sr typ. / λ _P =880nm @ I _F =20mA	3,000 units

Product: QBL613-IR2	Date: September 29, 2022	Page 8 of 9
	Version# 1.1	

Revision History

Description:	Revision #	Revision Date
New Release of QBLP601-IR2	V1.0	09/29/2022
Fix typo on the characteristic curves	V1.1	

Disclaimer

QT-BRIGHTEK reserves the right to make changes without further notice to any products herein to improve reliability, function or design. QT-BRIGHTEK does not assume any liability arising out of the application or use of any product or circuit described herein; neither does it convey any license under its patent rights, nor the rights of others.

Life Support Policy

QT-BRIGHTEK's products are not authorized for use as critical components in life support devices or systems without the express written approval of QT-BRIGHTEK. As used herein:

1. Life support devices or systems are devices or systems which, (a) are intended for surgical implant into the body, or (b) support or sustain life, and (c) whose failure to perform when properly used in accordance with instructions for use provided in the labeling, can be reasonably expected to result in a significant injury of the user.
2. A critical component in any component of a life support device or system whose failure to perform can be reasonably expected to cause the failure of the life support device or system, or to affect its safety or effectiveness.

Product: QBL613-IR2	Date: September 29, 2022	Page 9 of 9
	Version# 1.1	