



QT-Brightek Oval Lamp Series

4mm Oval Lamp

Part No.: QBOL4IW40D-XX

XX (Color Code) = WW/NW/CW

Product: QBOL4IW40D-XX	Date: May 14, 2018	Page 1 of 10
	Version# 1.0	



Table of Contents:

Introduction 3
Electrical / Optical Characteristic (Ta=25 °C) 4
Absolute Maximum Rating 4
CIE Chromaticity Diagram..... 5
Characteristic Curves..... 8
Ordering Information 9
Revision History 10
Disclaimer 10

Introduction

Feature:

- White diffused lens
- Packed in bulk
- Super bright 4mm oval lamp
- InGaN technology for IG/IB
- Viewing angle (X/Y): 110°/40° typ.

Description:

These super bright 5mm oval lamps with 7.8 mm lens height are suitable for all applications requiring higher brightness.

Application:

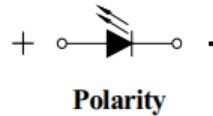
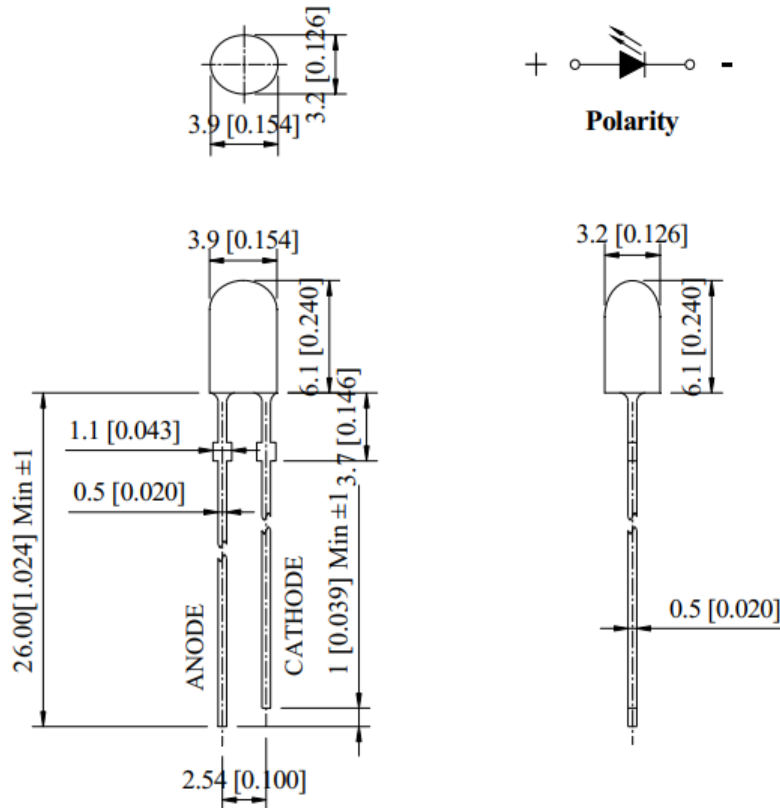
- Electronic signs and electronics board
- LED lighting

Certification & Compliance:

- TS16949
- ISO9001
- RoHS Compliant



Dimension:



Units: mm / tolerance = +/-0.25mm

**Electrical / Optical Characteristic (Ta=25 °C)**

Product	Color	I _F (mA)	V _F (V)		Chromaticity Coordinate			I _V (mcd)	
			Typ.	Max.	Min.	Typ.	Max.	Min.	Typ.
QBOL4IW40D-WW	Warm White	20	3.1	3.6	-	X=0.43 Y=0.395	-	2200	3800
QBOL4IW40D-WW	Natural White	20	3.1	3.6		X=0.335 Y=0.325		2200	3800
QBOL4IW40D-CW	Cool White	20	3.1	3.6	-	X=0.28 Y=0.28	-	2200	3800

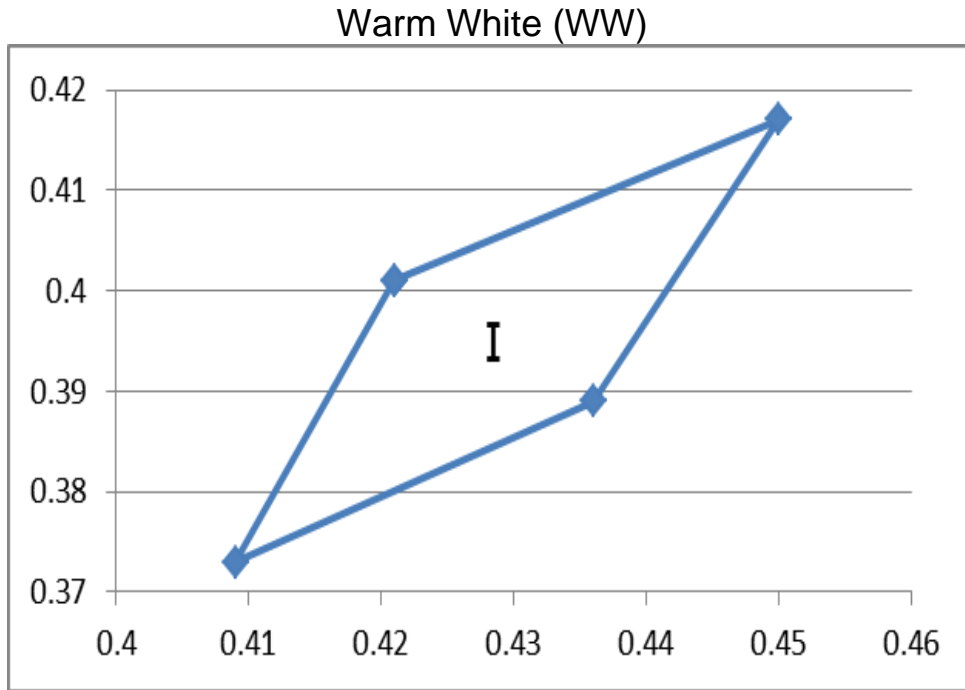
Absolute Maximum Rating

Material	P _d (mW)	I _F (mA)	I _{FP} (mA)*	V _R (V)	T _{OP} (°C)	T _{ST} (°C)	T _{SO L} (°C)**
InGaN	90	25	100	5	-40 to +85	-40 to +100	260

*1/10 Duty Cycle, 0.1ms Pulse Width

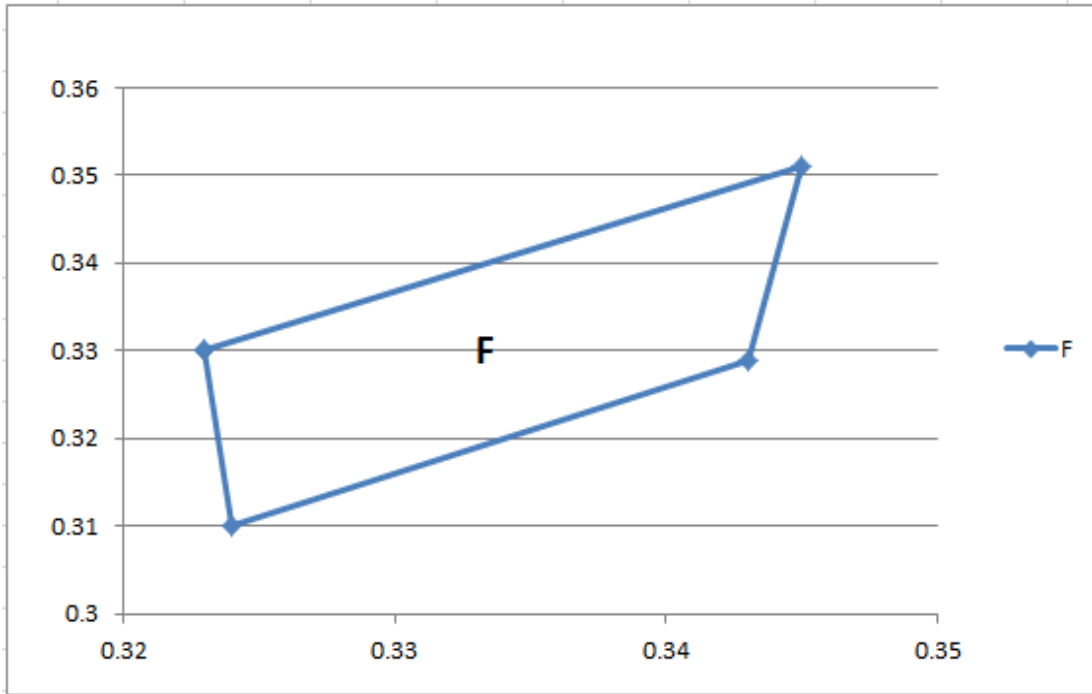
**Wave Soldering for no more than 5 sec @ 260 °C

CIE Chromaticity Diagram



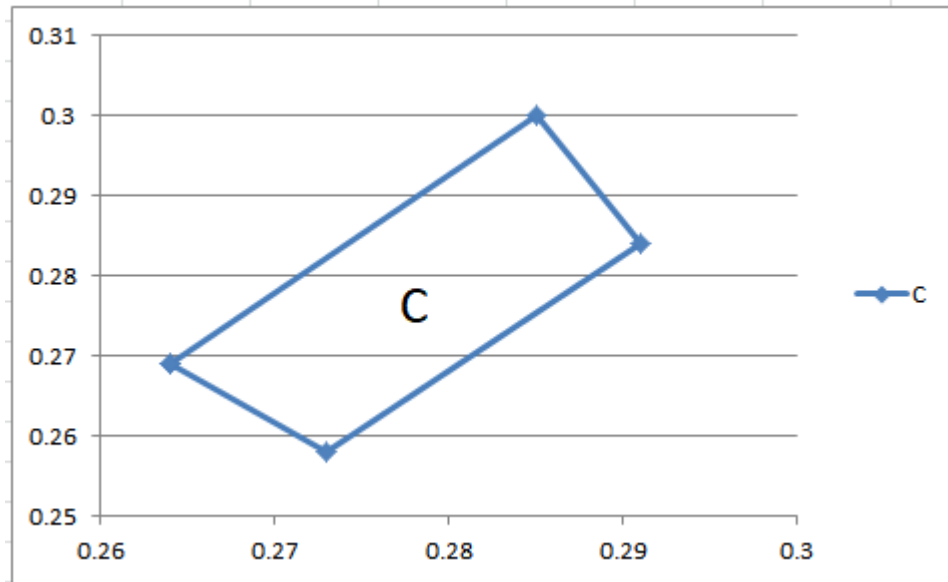
I	
X	Y
0.421	0.401
0.45	0.417
0.436	0.389
0.409	0.373
0.421	0.401

Natural White (NW)



F	
X	Y
0.323	0.33
0.345	0.351
0.343	0.329
0.324	0.31
0.323	0.33

Cool White (CW)

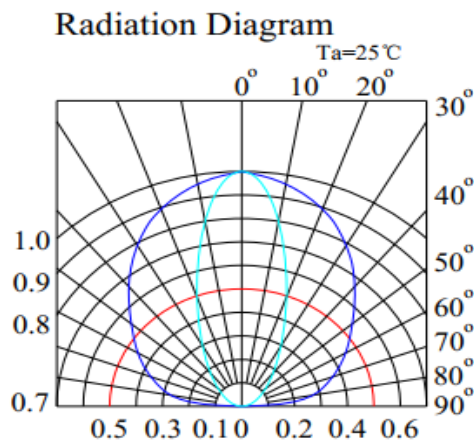
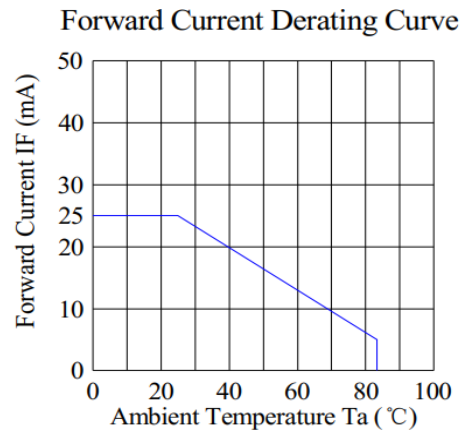
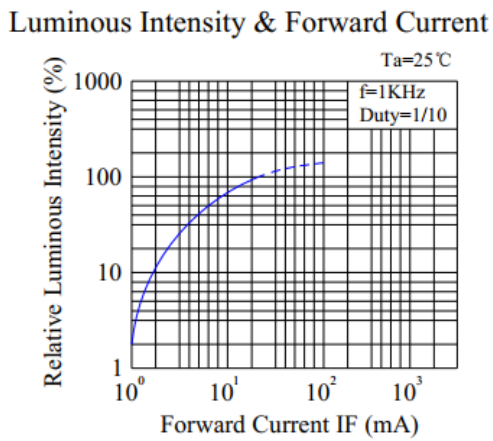
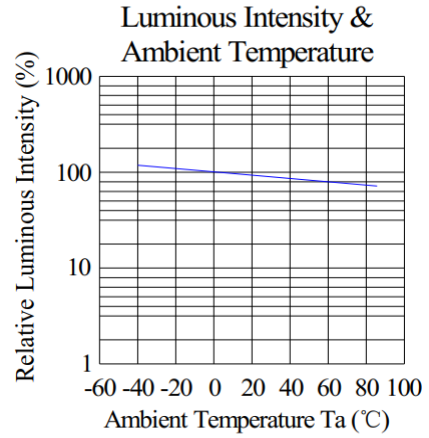
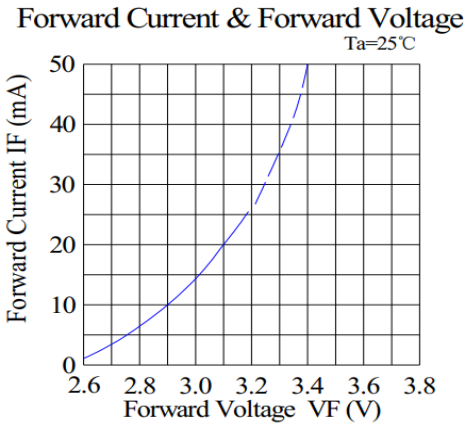


C	
X	Y
0.264	0.269
0.273	0.258
0.291	0.284
0.285	0.3
0.264	0.269

Tolerance of measurement of color coordinates: ± 0.01

Characteristic Curves

InGaN





QBOL4IW40D-XX

4mm Oval Lamp

Ordering Information

Part #	Orderable Part #	Spec Range	Quantity per bag
QBOL4IW40D-WW	QBOL4IW40D-WW	Iv=3800mcd typ. @ 20mA, CCT Coordinate : (0.43, 0.395) typ.	500pcs
QBOL4IW40D-NW	QBOL4IW40D-NW	Iv=3800mcd typ. @ 20mA, CCT Coordinate : (0.335, 0.325) typ.	500pcs
QBOL4IW40D-CW	QBOL4IW40D-CW	Iv=3800mcd typ. @ 20mA, CCT Coordinate : (0.28, 0.28) typ.	500pcs



Revision History

Description:	Revision #	Revision Date
New Release of QBOL4IW40D-XX Series	V1.0	05/14/2018

Disclaimer

QT-BRIGHTTEK reserves the right to make changes without further notice to any products herein to improve reliability, function or design. QT-BRIGHTTEK does not assume any liability arising out of the application or use of any product or circuit described herein; neither does it convey any license under its patent rights, nor the rights of others.

Life Support Policy

QT-BRIGHTTEK's products are not authorized for use as critical components in life support devices or systems without the express written approval of QT-BRIGHTTEK. As used herein:

1. Life support devices or systems are devices or systems which, (a) are intended for surgical implant into the body, or (b) support or sustain life, and (c) whose failure to perform when properly used in accordance with instructions for use provided in the labeling, can be reasonably expected to result in a significant injury of the user.
2. A critical component in any component of a life support device or system whose failure to perform can be reasonably expected to cause the failure of the life support device or system, or to affect its safety or effectiveness.