

QT-Brightek Chip LED Series

0402 SMD Chip LED

Part No.: QBLP595-IG5-2897

5: 5mA

Table of Contents:

Introduction	3
Electrical / Optical Characteristic (Ta=25 °C)	4
Absolute Maximum Rating	4
Characteristic Curves.....	5
Solder Profile & Footprint.....	6
Packing	7
Labeling	8
Ordering Information	8
Revision History	9
Disclaimer	9

Introduction

Feature:

- Water clear lens
- Package in tape and reel
- Compact 0402 package
- InGaN technology
- Viewing angle: 140° typ.

Description:

These compact 0402 LEDs have a height profile of 0.5mm. Combination of high brightness output and small footprint, these LEDs are ideal for keypad backlighting and status indication.

Application:

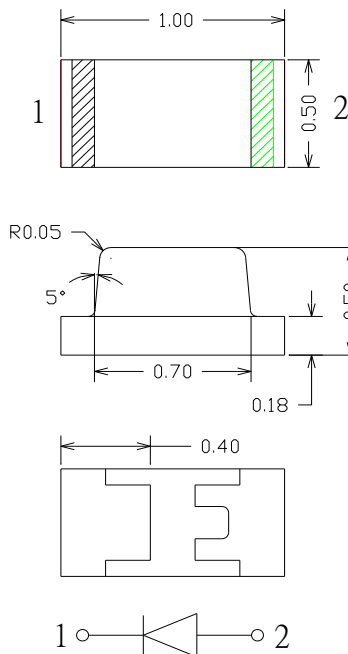
- Status indication
- Back lighting application

Certification & Compliance:

- ISO9001
- RoHS Compliant



Dimension:



Units: mm / tolerance = +/-0.1mm

Electrical / Optical Characteristic (Ta=25 °C)

Product	Color	I _F (mA)	V _F (V)		λ _D (nm)			I _V (mcd)	
			Typ.	Max.	Min.	Typ.	Max.	Min.	Typ.
QBLP595-IG5-2897	True Green	5	2.7	3.1	525	528	535	160	315

Absolute Maximum Rating

Material	P _d (mW)	I _F (mA)	I _{FP} (mA)*	V _R (V)	T _{OP} (°C)	T _{ST} (°C)	T _{SOL} (°C)**
InGaN	96	30	125	5	-40 ~ +80	-40 ~ +85	260

*Duty 1/8 @ 1KHz

**IR Reflow for no more than 10 sec @ 260 °C

Forward Voltage V_F @ I_F=5mA

Bin	Min.	Max.	Unit
A	2.5	2.8	V
B	2.8	3.1	

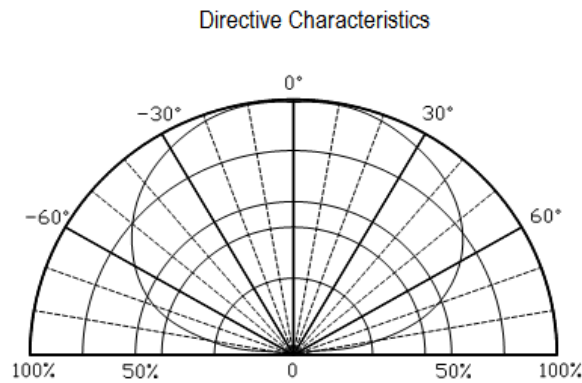
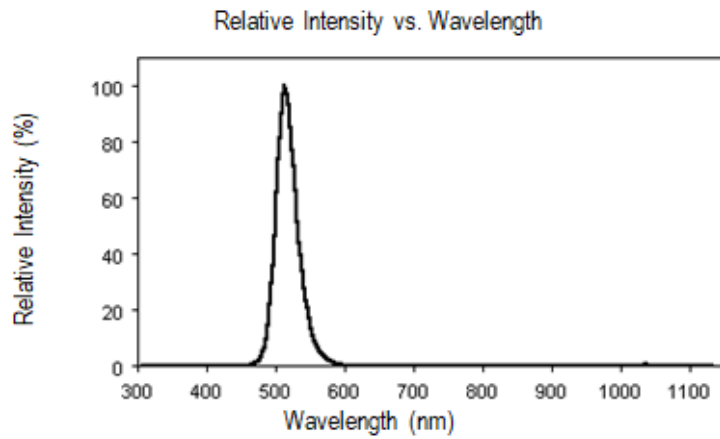
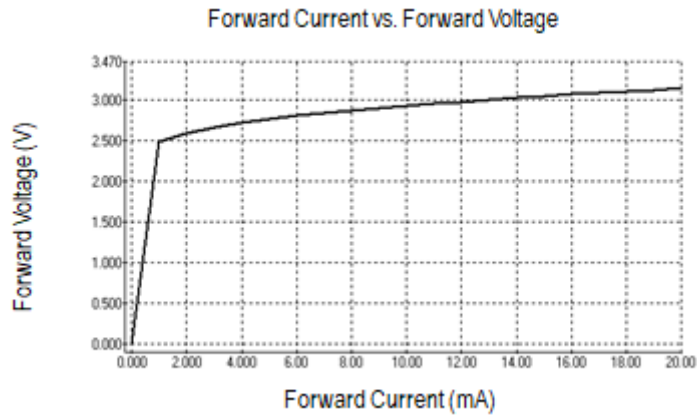
Luminous Intensity I_V @ I_F=5mA

Bin	Min.	Max.	Unit
L	160	200	mcd
M	200	250	
N	250	320	
O	320	400	

Dominant Wavelength λ_D @ I_F=5mA

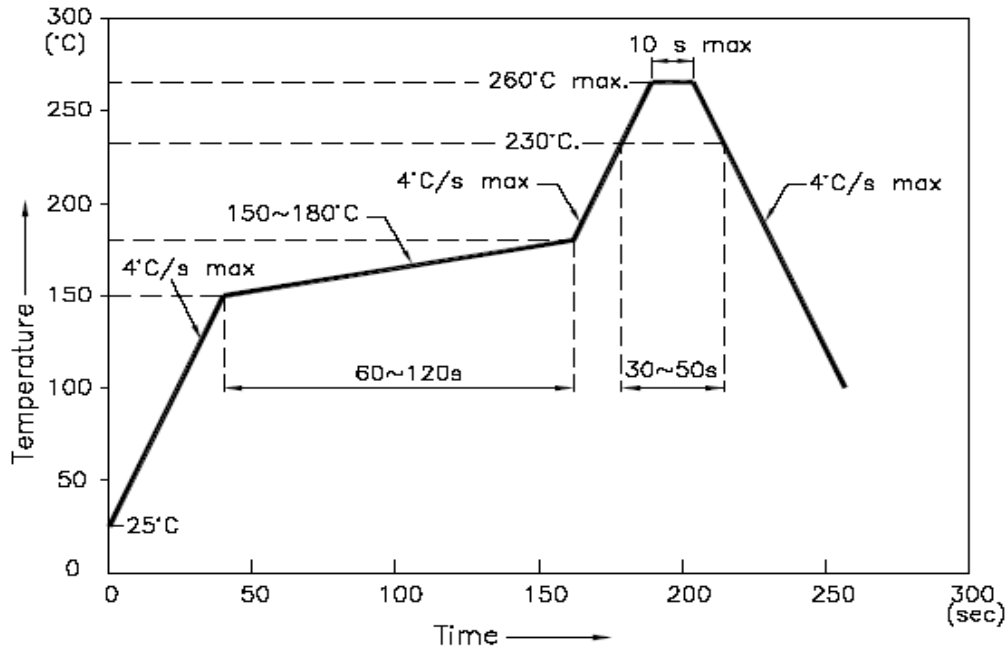
Bin	Min.	Max.	Unit
W	525	527.5	nm
X	527.5	530	
Y	530	532.5	
Z	532.5	535	

Characteristic Curves

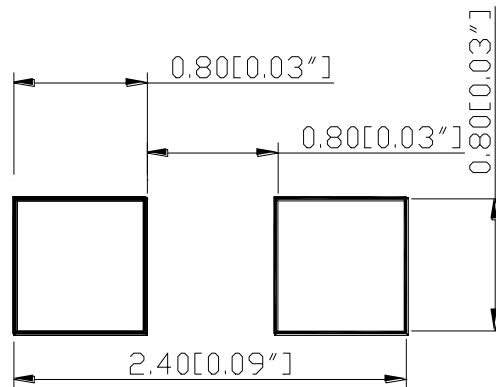


Solder Profile & Footprint

-The recommended reflow soldering profile is as follows (temperatures indicated are as measured on the surface of the LED resin):



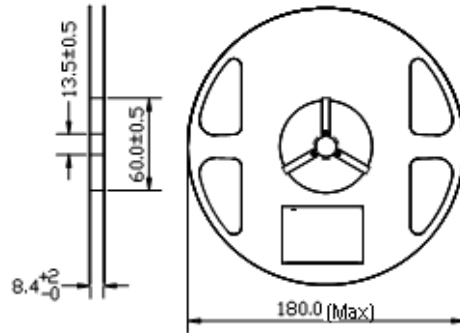
Recommended Pad Layout



Units: mm

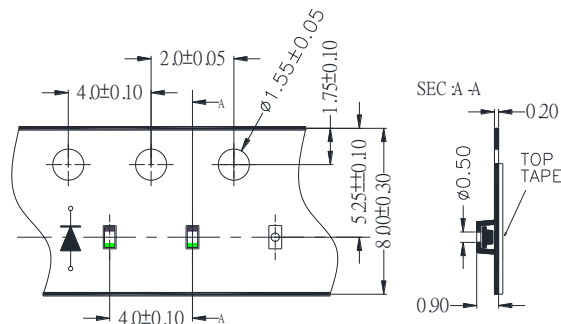
Packing

Reel Dimension:



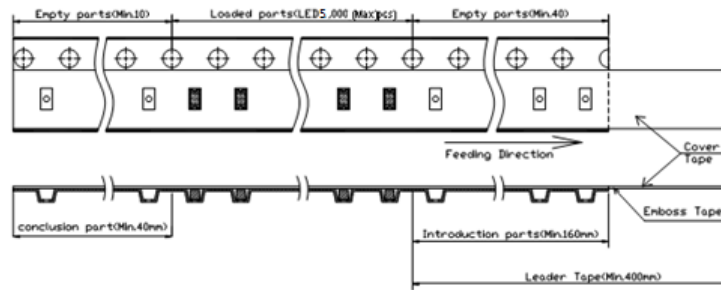
(Unit: mm)

Tape Dimension:

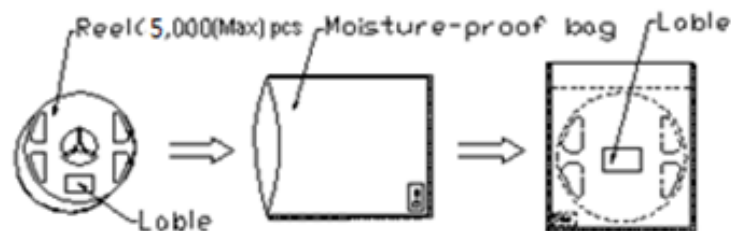


(Unit: mm)

Arrangement of Tape:



Packaging Specifications:



Labeling

Part No: _____

Customer P/N: _____

Item: _____

Q'ty: _____

Vf: _____

Iv: _____

WI: _____

Date: _____

Made in China**Ordering Information**

Part #	Orderable Part #	Spec Range	Quantity per reel
QBLP595-IG5-2897	QBLP595-IG5-2897	Iv=315mcd typ. @ 5mA, $\lambda_D=525\text{nm to }535\text{nm}$	5,000 units

Revision History

Description:	Revision #	Revision Date
New Release of QBLP595-IG5-2897	V1.0	08/04/2022

Disclaimer

QT-BRIGHTEK reserves the right to make changes without further notice to any products herein to improve reliability, function or design. QT-BRIGHTEK does not assume any liability arising out of the application or use of any product or circuit described herein; neither does it convey any license under its patent rights, nor the rights of others.

Life Support Policy

QT-BRIGHTEK's products are not authorized for use as critical components in life support devices or systems without the express written approval of QT-BRIGHTEK. As used herein:

1. Life support devices or systems are devices or systems which, (a) are intended for surgical implant into the body, or (b) support or sustain life, and (c) whose failure to perform when properly used in accordance with instructions for use provided in the labeling, can be reasonably expected to result in a significant injury of the user.
2. A critical component in any component of a life support device or system whose failure to perform can be reasonably expected to cause the failure of the life support device or system, or to affect its safety or effectiveness.

Product: QBLP595-IG5-2897	Date: August 4 th , 2022	Page 9 of 9
	Version# 1.0	