

QT-Brightek Chip LED Series

0603 SMD Chip LED

Part No.: QBLP601-IB-S2897

S2897: Ultra High Bright

Product: QBLP601-IB-S2897	Date: October 29, 2025	Page 1 of 9
	Version# 1.0	

Table of Contents:

Introduction	3
Electrical / Optical Characteristic (Ta=25 °C)	4
Absolute Maximum Rating	4
Characteristic Curves.....	5
Solder Profile & Footprint.....	6
Packing	7
Labeling	8
Ordering Information	8
Revision History	9
Disclaimer	9

Introduction

Feature:

- Clear lens
- Package in tape and reel
- Compact 0603 package
- Viewing angle: 140° typ.
- Height profile: 0.6mm

Application:

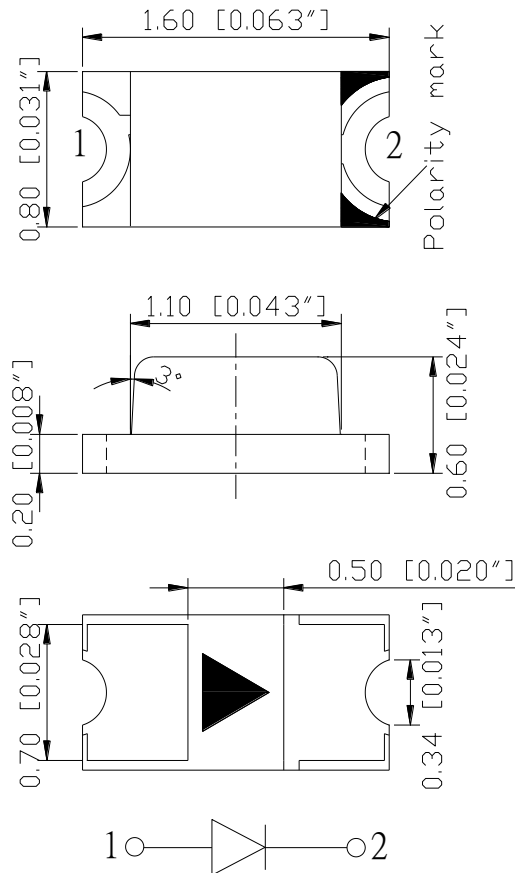
- Status indication

Certification & Compliance:

- ISO9001
- RoHS Compliant



Dimension:



Units: mm / tolerance = +/-0.1mm

Electrical / Optical Characteristic (Ta=25 °C)

Product	Color	I _F (mA)	V _F (V)		λ _D (nm)			λ _P (nm)	I _V (mcd)	
			Typ.	Max.	Min.	Typ.	Max.	Typ.	Min.	Typ.
QBLP601-IB-S2897	Blue	20	3.1	3.7	465	470	475	465	105	200

Absolute Maximum Rating

Chip Material	P _d (mW)	I _F (mA)	I _{FP} (mA)*	V _R (V)	T _{OP} (°C)	T _{ST} (°C)	T _{SOL} (°C)**
InGaN	105	30	100	5	-40 ~ +80	-40 ~ +85	260

*Duty 1/10 @ 1KHz

**IR Reflow for no more than 10 sec @ 260 °C

Forward Voltage V_F @ I_F=20mA

Bin	Min.	Max.	Unit
f	2.8	3.1	V
g	3.1	3.4	
h	3.4	3.7	

Luminous Intensity I_V @ I_F=20mA

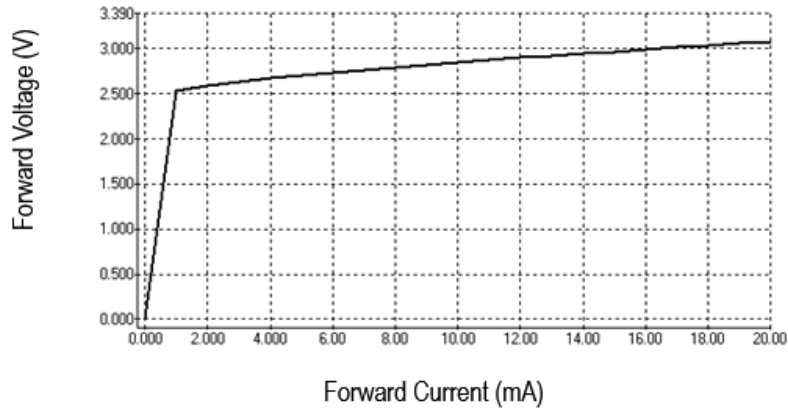
Bin	Min.	Max.	Unit
2J	105	131	mcd
2K	131	168	
2L	168	210	
2M	210	263	
2N	263	337	

Dominant Wavelength λ_D for Blue @ I_F=20mA

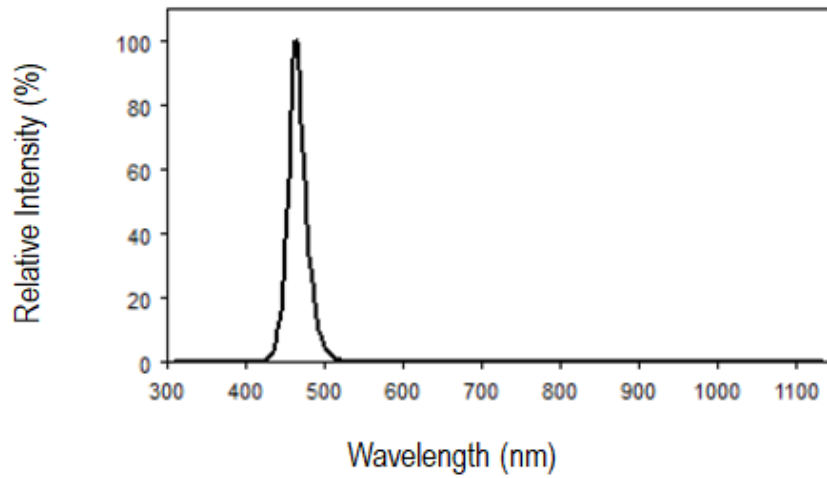
Bin	Min.	Max.	Unit
G	465	467.5	nm
H	467.5	470	
I	470	472.5	
J	472.5	475	

Characteristic Curves

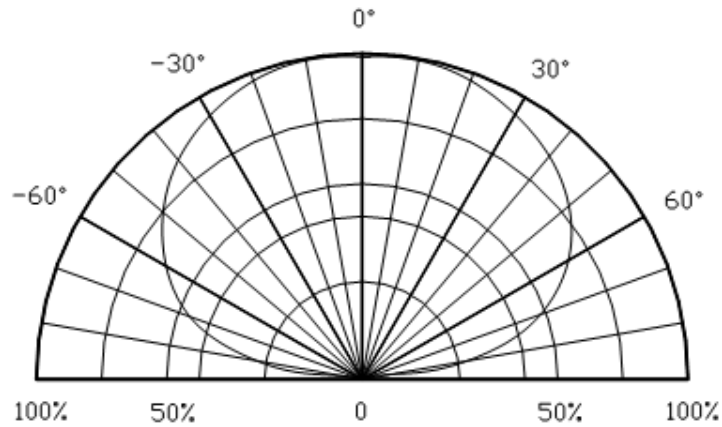
Forward Current vs. Forward Voltage



Relative Intensity vs. Wavelength

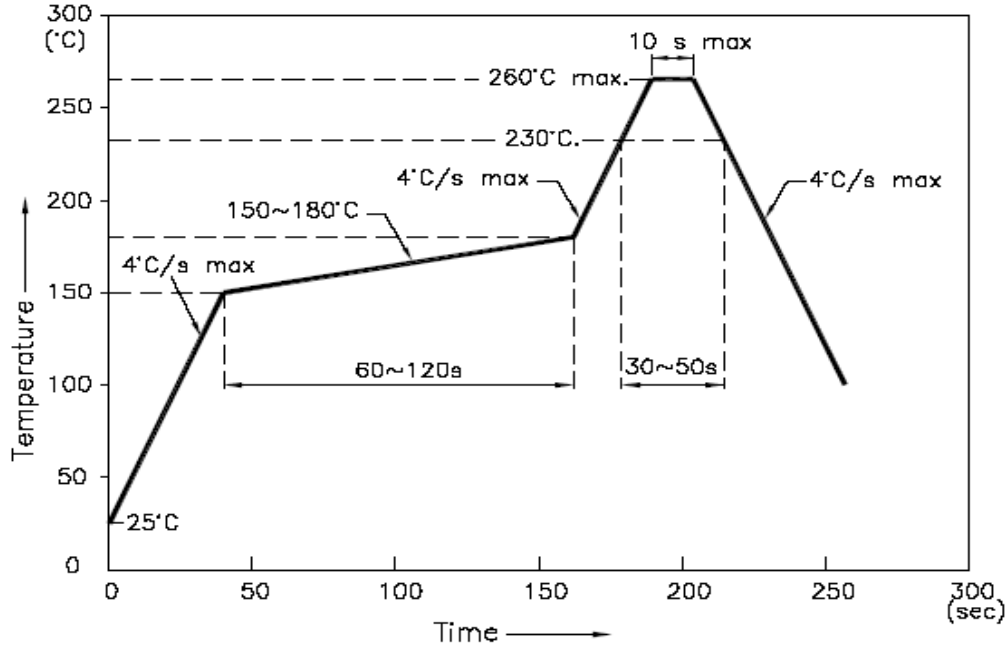


Directive Characteristics

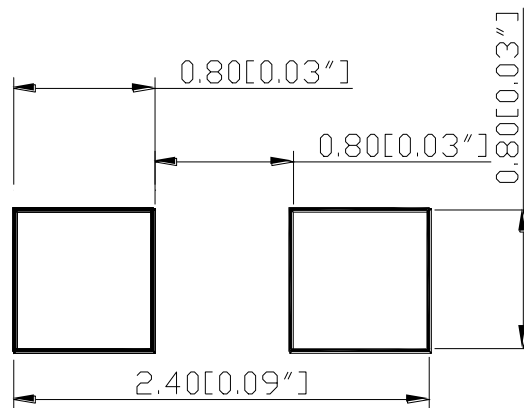


Solder Profile & Footprint

-The recommended reflow soldering profile is as follows (temperatures indicated are as measured on the surface of the LED resin):



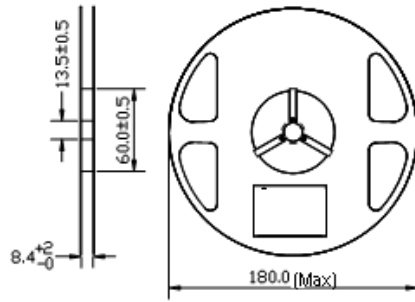
Recommended Pad Layout



Units: mm

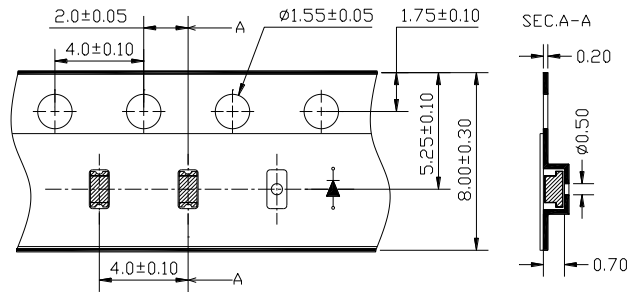
Packing

Reel Dimension:



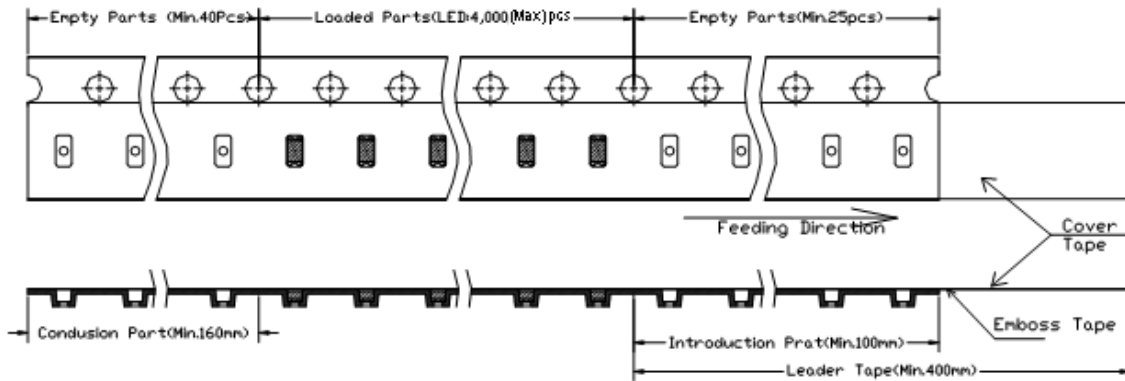
(Unit: mm)

Tape Dimension:

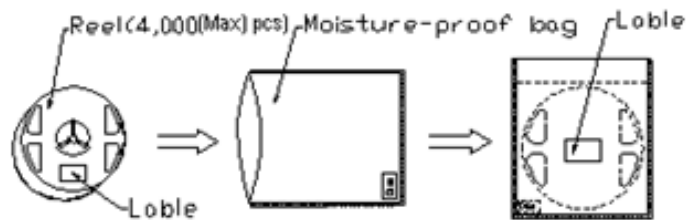


(Unit: mm)

Arrangement of Tape:



Packaging Specifications:



Labeling



Part No: _____

Customer P/N: _____

Item: _____

Q'ty: _____

Vf: _____

Iv: _____

WI: _____

Date: _____

Made in China

Ordering Information

Orderable Part #	Spec Range	Quantity per reel
QBLP601-IB-S2897	Iv=200mcd typ., @ If=20mA, λD=465nm to 475nm	4,000 units



Revision History

Description:	Revision #	Revision Date
New Release of QBLP601-IB-S2897	V1.0	10/29/2025

Disclaimer

QT-BRIGHTEK reserves the right to make changes without further notice to any products herein to improve reliability, function or design. QT-BRIGHTEK does not assume any liability arising out of the application or use of any product or circuit described herein; neither does it convey any license under its patent rights, nor the rights of others.

Life Support Policy

QT-BRIGHTEK's products are not authorized for use as critical components in life support devices or systems without the express written approval of QT-BRIGHTEK. As used herein:

1. Life support devices or systems are devices or systems which, (a) are intended for surgical implant into the body, or (b) support or sustain life, and (c) whose failure to perform when properly used in accordance with instructions for use provided in the labeling, can be reasonably expected to result in a significant injury of the user.
2. A critical component in any component of a life support device or system whose failure to perform can be reasonably expected to cause the failure of the life support device or system, or to affect its safety or effectiveness.

Product: QBLP601-IB-S2897	Date: October 29, 2025	Page 9 of 9
	Version# 1.0	