

QT-Brightek Chip LED Series

SMD 1208 Green LED

Part No.: QBLP653-AG1

AG1: 566 to 575nm

Table of Contents:

Introduction	3
Electrical / Optical Characteristic (Ta=25 °C)	4
Absolute Maximum Rating	4
Characteristic Curves.....	5
Solder Profile & Footprint.....	6
Packing	7
Labeling	8
Ordering Information	8
Revision History	9
Disclaimer	9

Introduction

Feature:

- Water clear lens
- Package in tap and reel
- Bright 1208 LED package
- AllnGaP technology
- Viewing angle: 15 deg typ.

Description:

This bright 1208 LED has a height profile of 2.5mm. With narrow viewing angle, LED produces high bright light output.

Application:

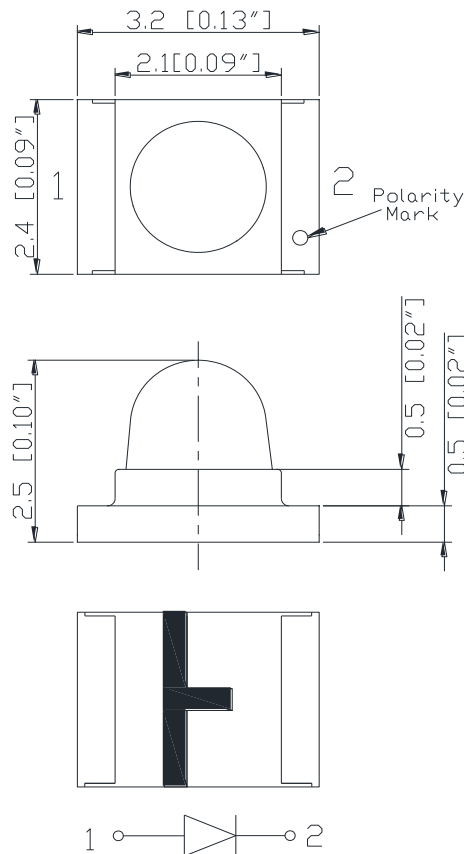
- Status indication
- Back lighting application

Certification & Compliance:

- ISO9001
- RoHS Compliant



Dimension:



Units: mm / tolerance = +/-0.15mm

Electrical / Optical Characteristic (Ta=25 °C)

Product	Color	I _F (mA)	V _F (V)		λ _D (nm)			I _V (mcd)	
			Typ.	Max.	Min.	Typ.	Max.	Min.	Typ.
QBLP653-AG1	Green	20	2.0	2.5	566	570	575	500	1100

Absolute Maximum Rating

Material	P _d (mW)	I _F (mA)	I _{FP} (mA)*	V _R (V)	T _{OP} (°C)	T _{ST} (°C)	T _{SO L} (°C)**
AllnGaP	75	30	125	5	-40 ~ +80	-40 ~ +85	260

*Duty 1/8 @ 1KHz

**IR Reflow for no more than 10 sec @ 260 °C

Forward Voltage V_F for AllnGaP @ I_F=20mA

Bin	Min.	Max.	Unit
□	1.7	2.5	V

Luminous Intensity I_V @ I_F=20mA

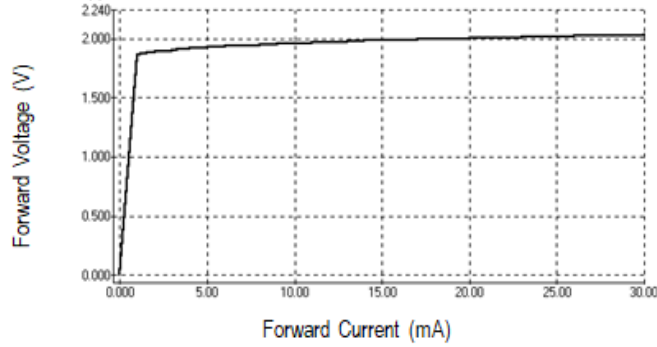
Bin	Min.	Max.	Unit
Q	500	630	nm
R	630	800	
S	800	1000	
T	1000	1250	
U	1250	1600	
V	1600	2000	

Dominant Wavelength λ_D @ I_F=20mA

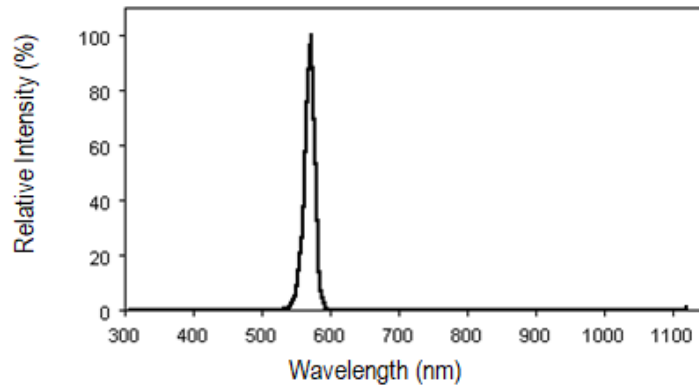
Bin	Min.	Max.	Unit
H	566	569	nm
I	569	572	
J	572	575	

Characteristic Curves

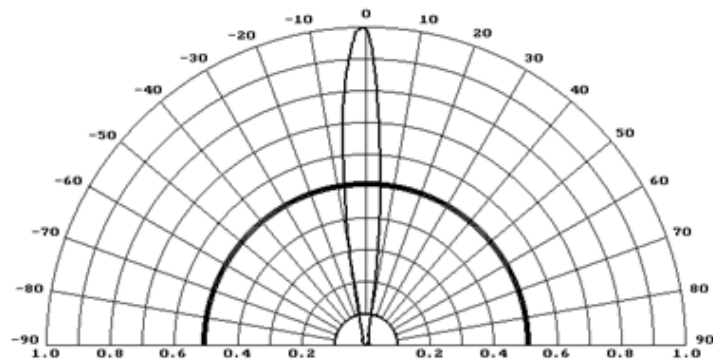
Forward Current vs. Forward Voltage



Relative Intensity vs. Wavelength

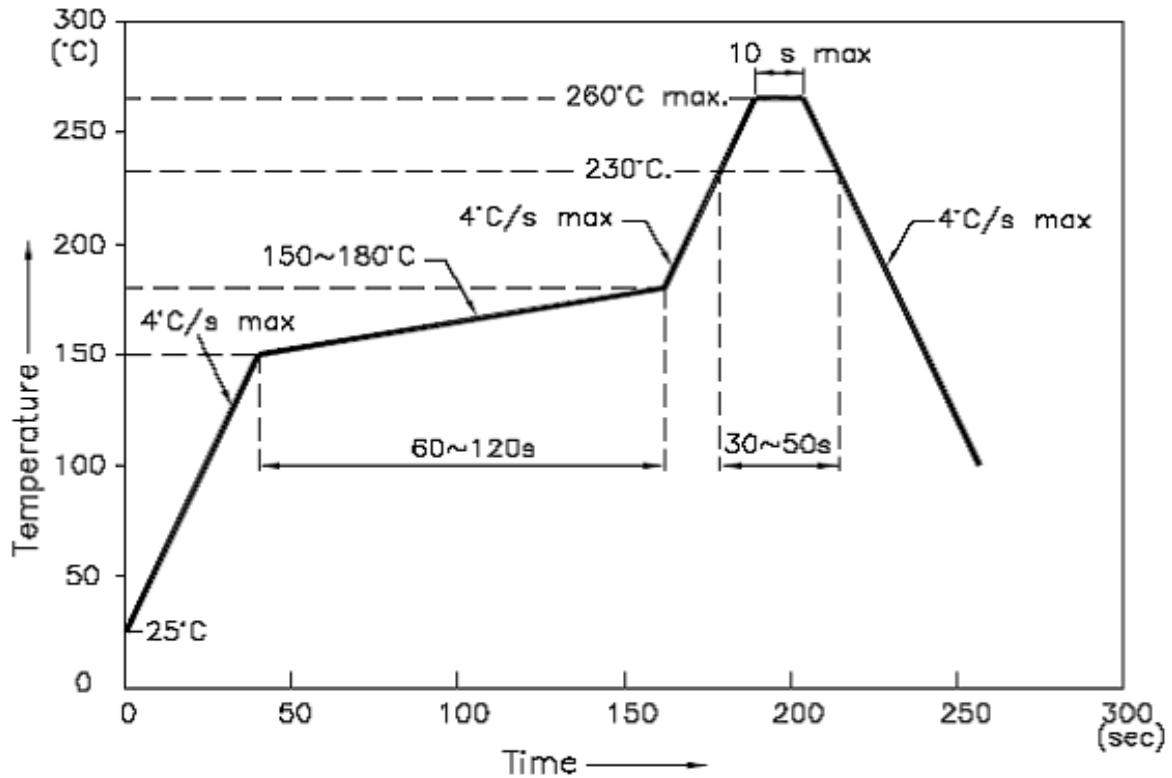


Directive Characteristics

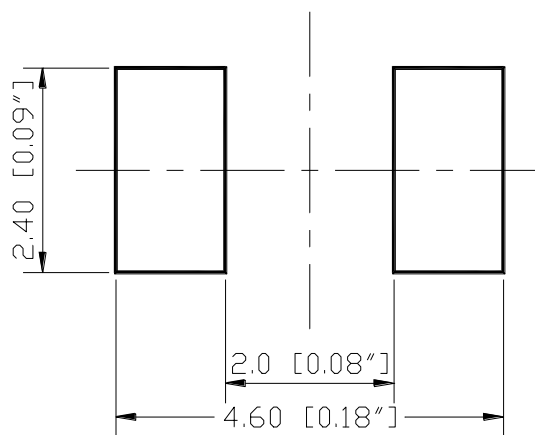


Solder Profile & Footprint

-The recommended reflow soldering profile is as follows (temperatures indicated are as measured on the surface of the LED resin):



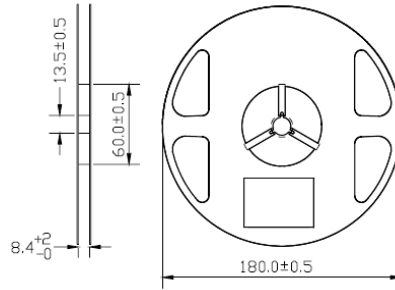
Recommended Pad Layout



Units: mm

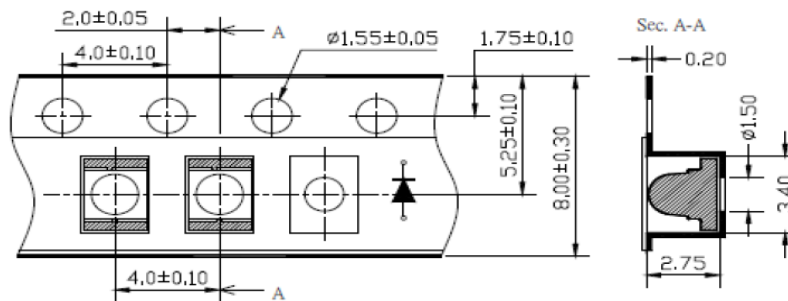
Packing

Reel Dimension:



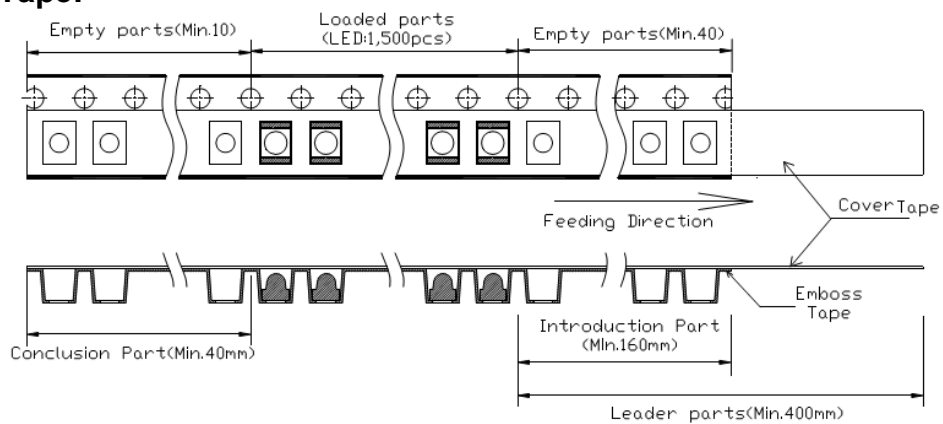
Unit: mm

Tape Dimension:

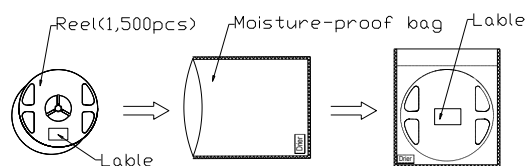


Unit: mm

Arrangement of Tape:



Packaging Specification:



Product: QBLP653-AG1	Date: November 11, 2022	Page 7 of 9
	Version# 1.0	

Labeling



Part No: _____

Customer P/N: _____

Item: _____

Q'ty: _____

Vf: _____

Iv: _____

VI: _____

Date: _____

Made in China

Ordering Information

Part #	Orderable Part #	Spec Range	Quantity per reel
QBLP653-AG1	QBLP653-AG1	Iv=1100mcd typ. / Color = 566nm to 575nm @ 20mA	1,500 units

Revision History

Description:	Revision #	Revision Date
New Release of QBLP653-AG1	V1.0	11/11/2022



Disclaimer

QT-BRIGHTTEK reserves the right to make changes without further notice to any products herein to improve reliability, function or design. QT-BRIGHTTEK does not assume any liability arising out of the application or use of any product or circuit described herein; neither does it convey any license under its patent rights, nor the rights of others.

Life Support Policy

QT-BRIGHTTEK's products are not authorized for use as critical components in life support devices or systems without the express written approval of QT-BRIGHTTEK. As used herein:

1. Life support devices or systems are devices or systems which, (a) are intended for surgical implant into the body, or (b) support or sustain life, and (c) whose failure to perform when properly used in accordance with instructions for use provided in the labeling, can be reasonably expected to result in a significant injury of the user.
2. A critical component in any component of a life support device or system whose failure to perform can be reasonably expected to cause the failure of the life support device or system, or to affect its safety or effectiveness.